



NR Delivery



**MANUAL CARA DAFTAR  
PARTNER NR DELIVERY**

**WEB : [WWW.NRDELIVERY.COM](http://WWW.NRDELIVERY.COM)**

## **CARA DAFTAR SEBAGAI PARTNER NR DELIVERY**

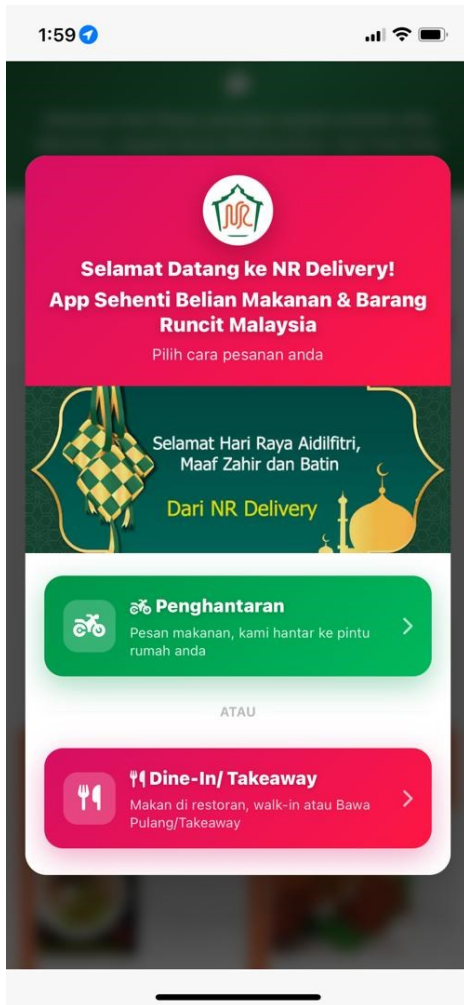
1. Muat Turun dan pasang Apps NR Delivery dari Google Play/ Apple Appstore di smartphone anda.

[Google Play untuk smartfon android](#)

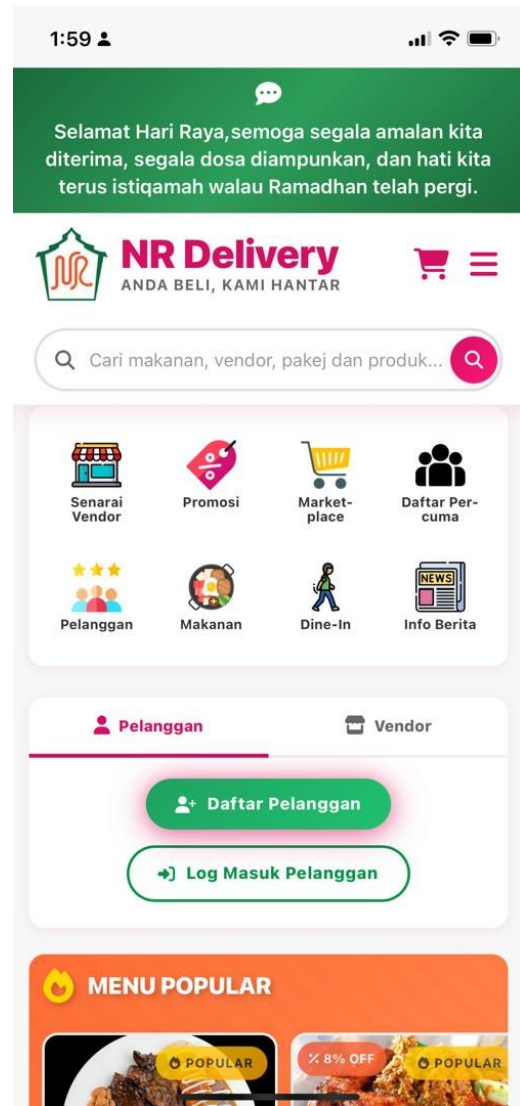
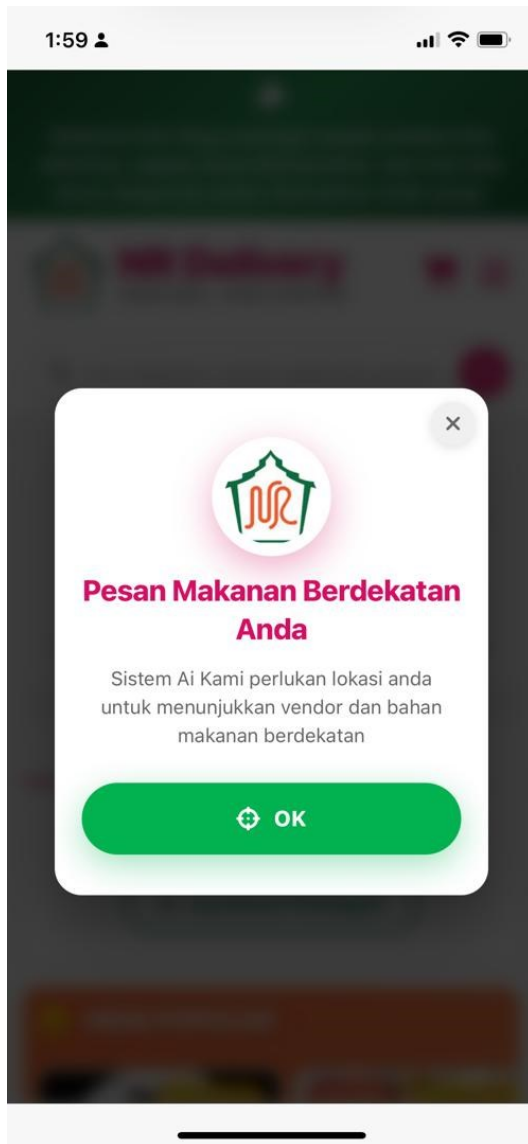
[Apple Appstore untuk smartfon apple iphone](#)



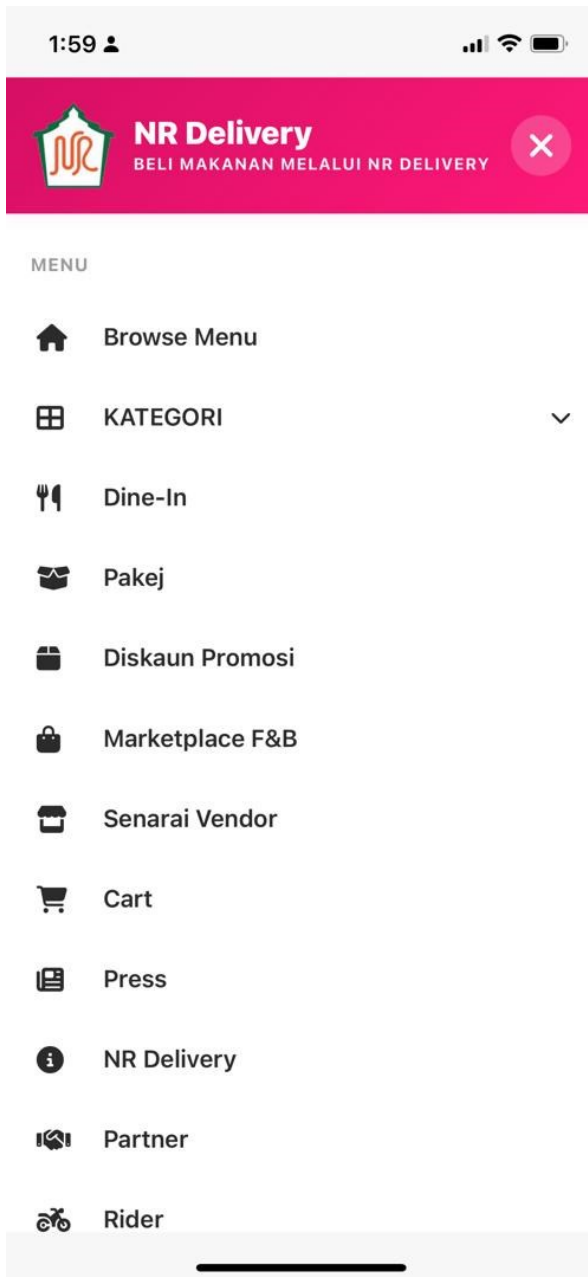
## 2. Buka Apps NR Delivery dan pilih butang Penghantaran



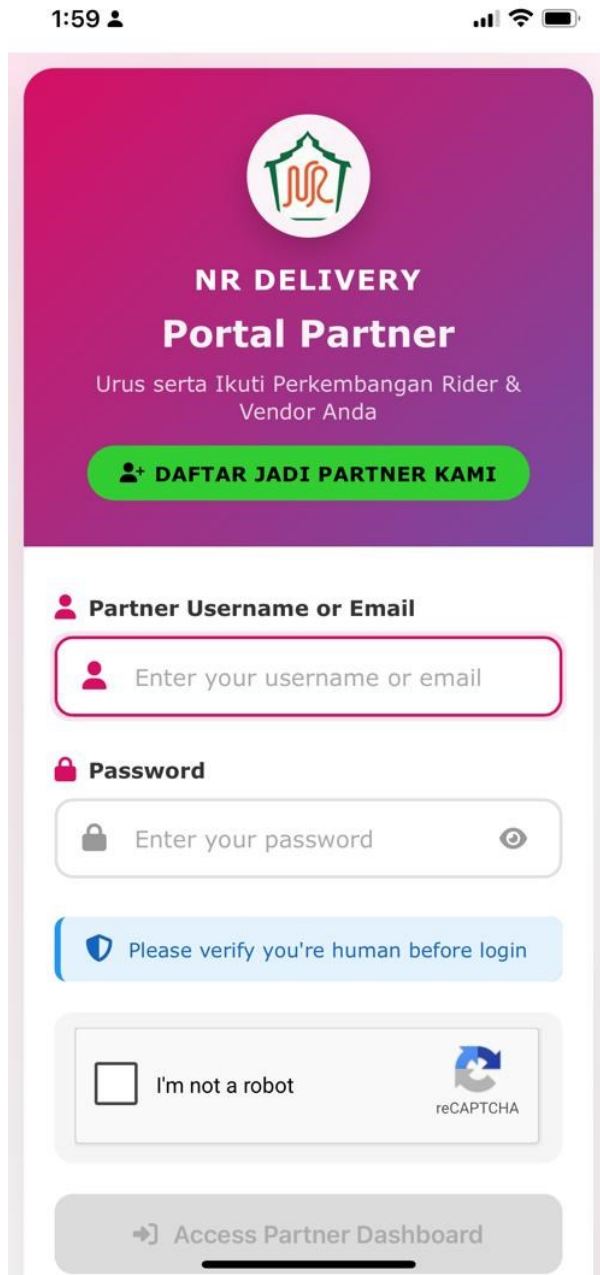
### 3. Klik OK dan Klik di Menu Navigasi App NR Delivery



#### 4. Pilih Menu Partner



5. Portal Partner NR Delivery dibuka dan anda boleh klik di butang berwarna hijau dengan teks “DAFTAR JADI PARTNER KAMI” untuk buka Borang Pendaftaran Partner NR Delivery



The screenshot shows a mobile application interface for the NR Delivery Partner Portal. At the top, there is a status bar with the time 1:59, signal strength, Wi-Fi, and battery icons. Below this is a header section with a purple-to-pink gradient background. It features a circular logo with a stylized 'NR' and a house-like shape. The text reads "NR DELIVERY" and "Portal Partner" in white. Below that, it says "Urus serta Ikuti Perkembangan Rider & Vendor Anda" in white. A prominent green button with a white plus icon and the text "DAFTAR JADI PARTNER KAMI" is centered in the header.

The main content area is white and contains the following elements:

- Partner Username or Email:** A label with a person icon, followed by a text input field with a placeholder "Enter your username or email" and a person icon.
- Password:** A label with a lock icon, followed by a text input field with a placeholder "Enter your password", a lock icon, and an eye icon for toggling visibility.
- Verification:** A blue banner with a shield icon and the text "Please verify you're human before login".
- reCAPTCHA:** A checkbox labeled "I'm not a robot" next to a reCAPTCHA logo.
- Access Partner Dashboard:** A grey button with a right-pointing arrow and the text "Access Partner Dashboard".

6. Borang Pendaftaran sebagai Partner NR Delivery, sila isi segala butiran yang diperlukan dengan tepat dan lengkap untuk semakan dan pengaktifan akaun Partner NR Delivery

The screenshot shows the NR Delivery app interface. At the top, there is a green banner with a speech bubble icon and the text: "Ramadan berlalu pergi, Syawal menjelang tiba. Selamat Hari Raya buat semua". Below the banner is the NR Delivery logo, which consists of a stylized 'NR' inside a house-like shape, followed by the text "NR Delivery" and "ANDA BELI, KAMI HANTAR". To the right of the logo are a shopping cart icon and a hamburger menu icon. Below the logo is a search bar with the placeholder text "Cari makanan, vendor, pakej dan produk..." and a magnifying glass icon. The main content area is titled "Partner Registration" with a key icon. Below the title is the text "Join as a district manager and earn commission from every vendor order". A blue note box contains the text: "Note: Your username and password will be automatically generated and displayed after successful registration." Below the note is the "Company Information" section, which includes a label "Company Name (Optional)" and an empty text input field. Below that is a label "SSM Registration Number (Optional)" and another empty text input field. The bottom of the screen shows a black horizontal bar, likely the home indicator for an iPhone.

TERIMA KASIH